

QUAD BAY

LED HIGH BAY

240W



Brightman™
design efficiency



TECHNICAL DATA

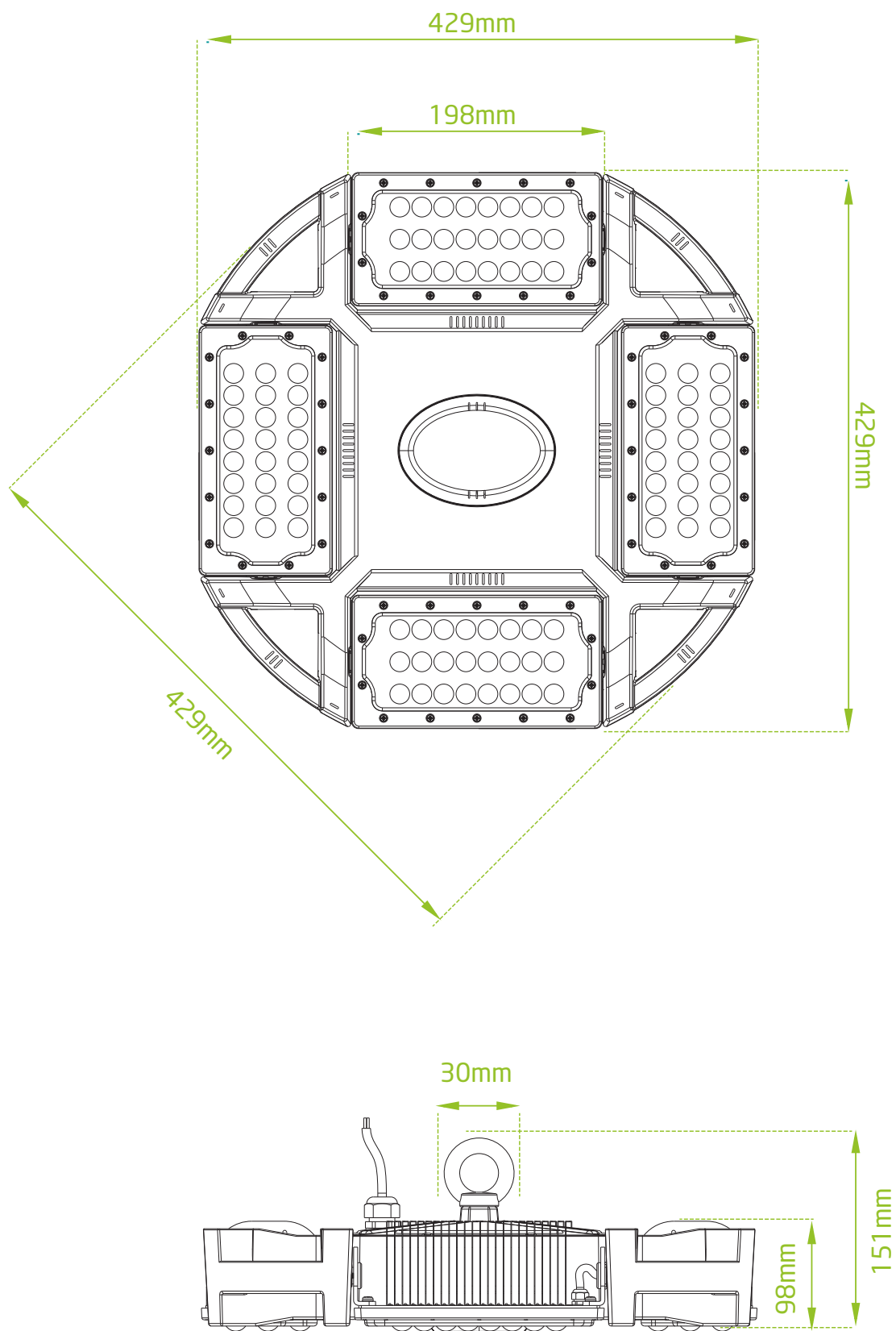
QUAD BAY 240W LED HIGH BAY

Input Voltage	AC90-277V ~ 50/60 Hz
LED Chips	Philips Lumileds
Driver	MeanWell
LED Quantity	480pcs
LED Power	240W
Led Luminous Efficiency	140lm/w
Luminous Flux	33,600lm
Power Factor	>0.95
Colour Temperature	2700-6500K
Colour Rendering Index	Ra≥70
Beam Angle	Interchangeable 30°, 60° or 120°
Illuminance Design	LED+lens
Working Temperature	-40°C ~ 60°C
Working Humidity	15%~ 90% RH
IP Rating	IP65
Net weight	5.1Kg
Life-span	>50,000hrs
Power Cable	1.0mm ² Triple shield wire
Connection Wire	Brown=Live, Blue=Neutral, Yellow=Earth
Housing Material	Die Cast Aluminum
Housing Colour	White
Mounting Options	Chain, Pole/Hook/Surface



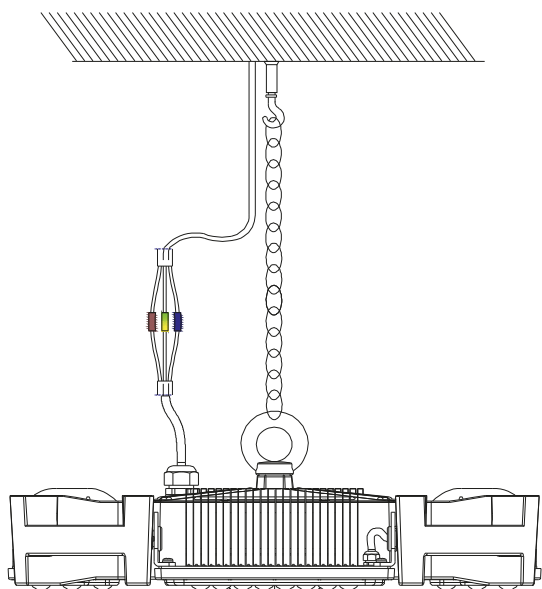
DIMENSIONS

QUAD BAY 240W LED HIGH BAY

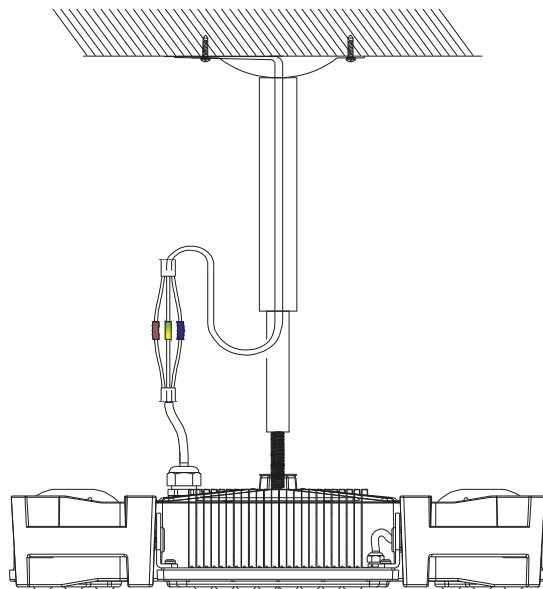


MOUNTING OPTIONS

QUAD BAY 240W LED HIGH BAY

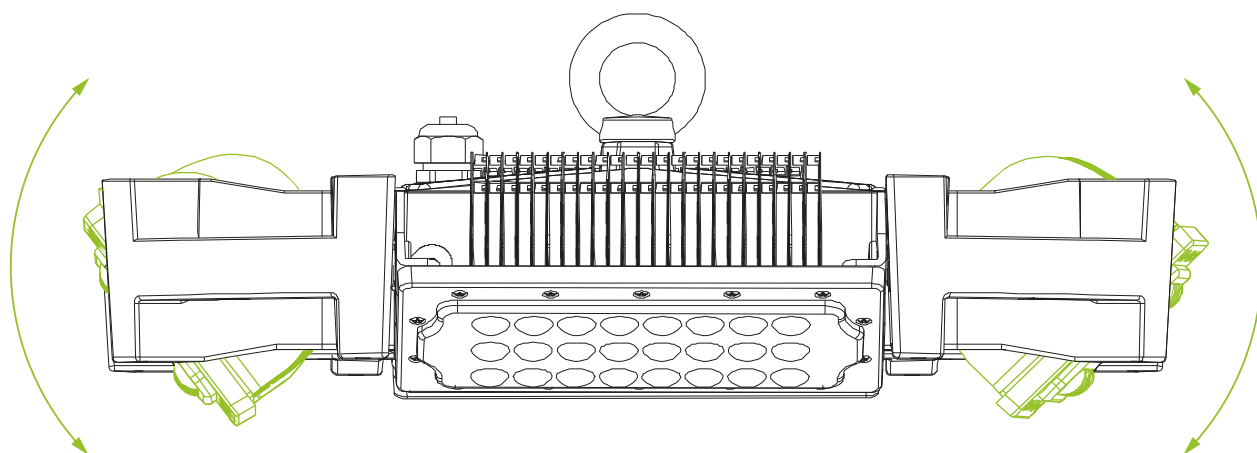


CHAIN



HOOK

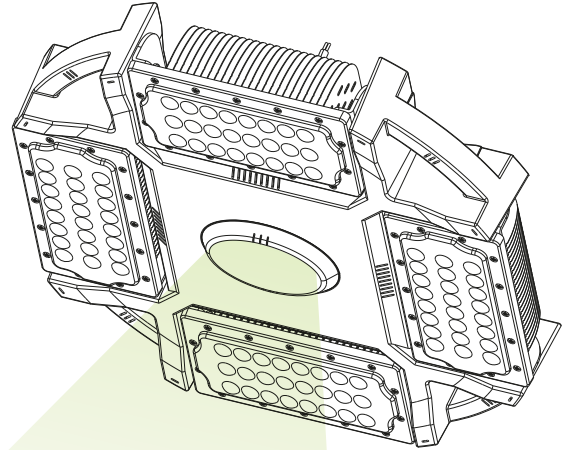
200° Toolless Module Rotation



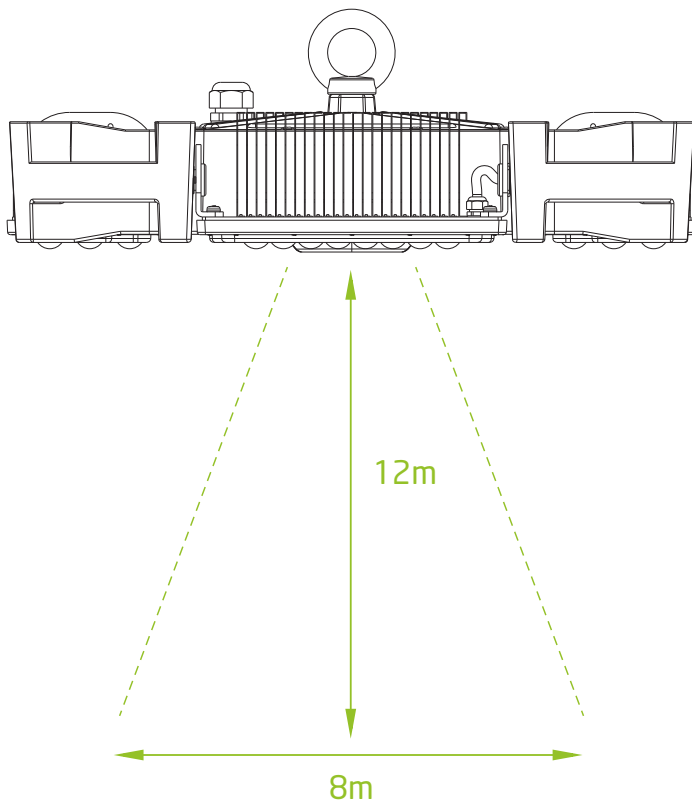
MICROWAVE MOTION SENSOR

QUAD BAY 240W LED HIGH BAY

HF SYSTEM	5.8GHz+75MHz, ISM Wave Band
Detection Zone	12m x 8m
Response Time	0.5-3ms
Sensitivity	10% - 100%
Hold Time	10s, 30s, 90s, 3min, 20min, 30min
Daylight Sensor	5lux, 10lux, 30lux, 50lux, Disable
Standby Period	5s, 5min, 10min, 30min, 1hr, Disable
Dimming Levels	10%, 20%, 30%, 40%, 50%



Detection Range



Day Light Sensor



Auto Dimming



Standby Function